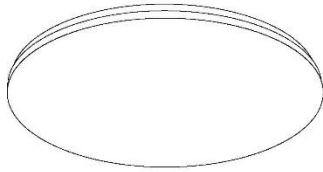
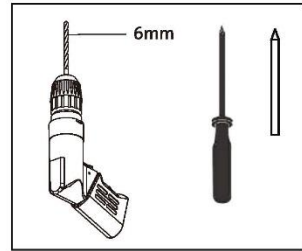


75401

Packaging contents
1x LED ceiling light
1x manual
3x mounting screws



3X



<p>A</p> <p>A1</p> <p>OFF</p> <p>A2</p>	<p>B</p> <p>B1</p> <p>B2</p>
<p>C</p>	<p>D</p>
<p>E</p> <p>E1</p> <p>5mm</p> <p>E2</p>	<p>F</p> <p>ON</p>

MC030S

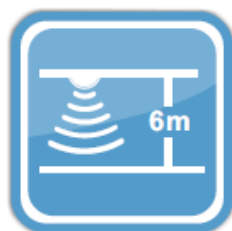
Operating voltage	220~240Vac, 50Hz
Rated load	400W(inductive), 800W (resistive)
HF system	5.8GHz±75MHz, ISM wave band
Transmitting power	<0.5mW
Power consumption	≤0.5W(standby)
Detection zone	Max.(D x H): 12m x 6m
Detection sensitivity	10% / 25% / 50% / 75% / 100%
Hold time	5s / 30s / 90s / 3min / 20min / 30min
Daylight sensor	2lux / 10lux / 25lux / 50lux / Disable
Mounting height	6m Max.
Motion detection	0.5~3m/s
Detection angle	150°(wall installation) 360°(ceiling installation)
Operating temperature	-35 °C ~ 70 °C
IP rating	IP20



Light Sensor



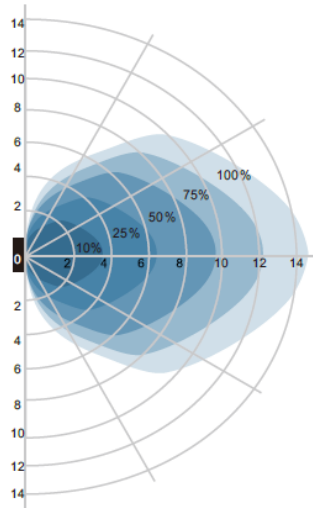
Hold Time
5s~30min



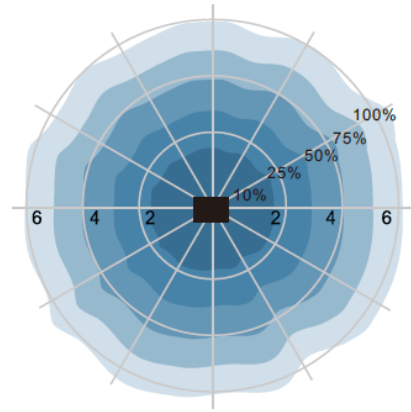
Mounting Height
6m Max.



Max. 6M



Wall mounting pattern (Unit: m)
Suggested installation height: 1-1.8m



Ceiling mounting pattern (Unit: m)
Suggested installation height: 2.5-6m

Setting

By selecting the combination on the DIP switch, sensor data can be precisely set for each specific application.

ON ↑ [DIP Switch]		1	2	3	
	I	ON	ON	ON	100%
	II	-	ON	ON	75%
	III	ON	-	ON	50%
	IV	-	-	ON	25%
	V	-	-	-	10%

Detection area

Detection area can be reduced by selecting the combination on the DIP switches to fit precisely each application.

ON ↑ [DIP Switch]		4	5	6	
	I	ON	ON	ON	5s
	II	-	ON	ON	30s
	III	ON	-	ON	90s
	IV	-	-	ON	3min
	V	ON	ON	-	20min
	VI	-	-	-	30min

Hold time

Refers to the time period the lamp remains at 100% illumination after no motion detected.

ON ↑ [DIP Switch]		7	8	9	
	I	ON	ON	ON	2lux
	II	ON	ON	-	10lux
	III	-	ON	-	30lux
	IV	ON	-	-	50lux
	V	-	-	-	Disable

Daylight sensor

The sensor can be set to only allow the lamp to illuminate below a defined ambient brightness threshold.

When set to Disable mode, the daylight sensor will switch on the lamp when motion is detected regardless of ambient light level.

50lux, 30lux: twilight operation, 10lux, 2lux: darkness operation only.